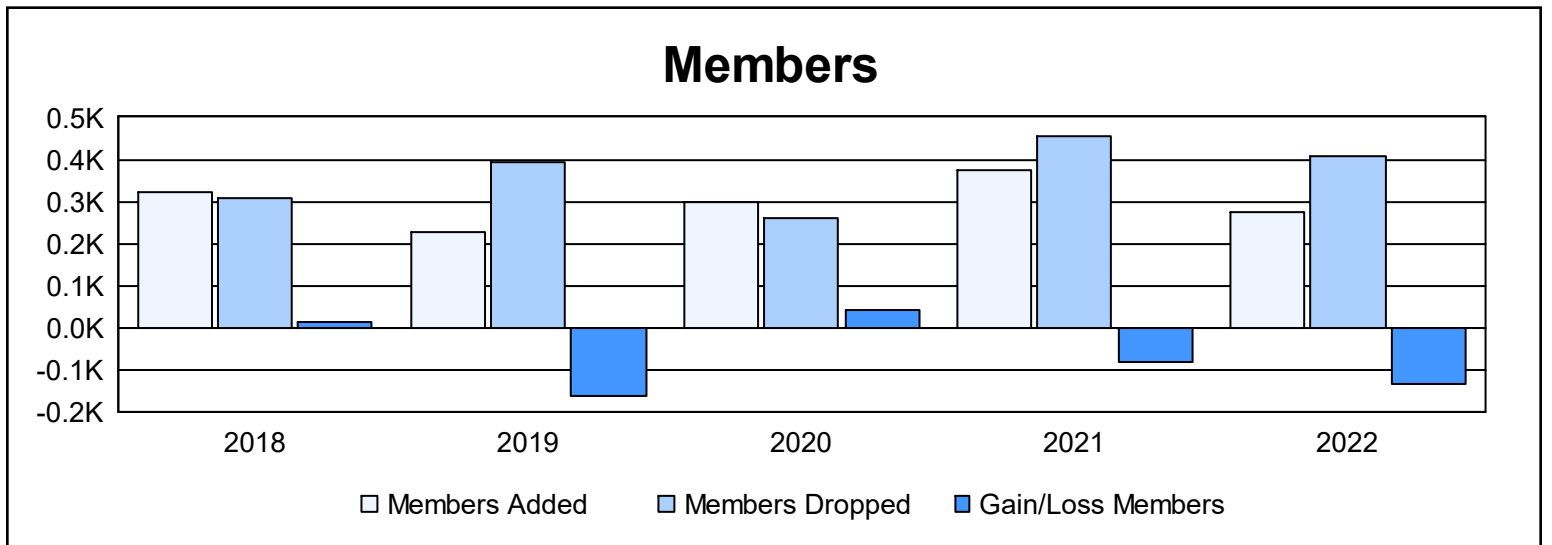
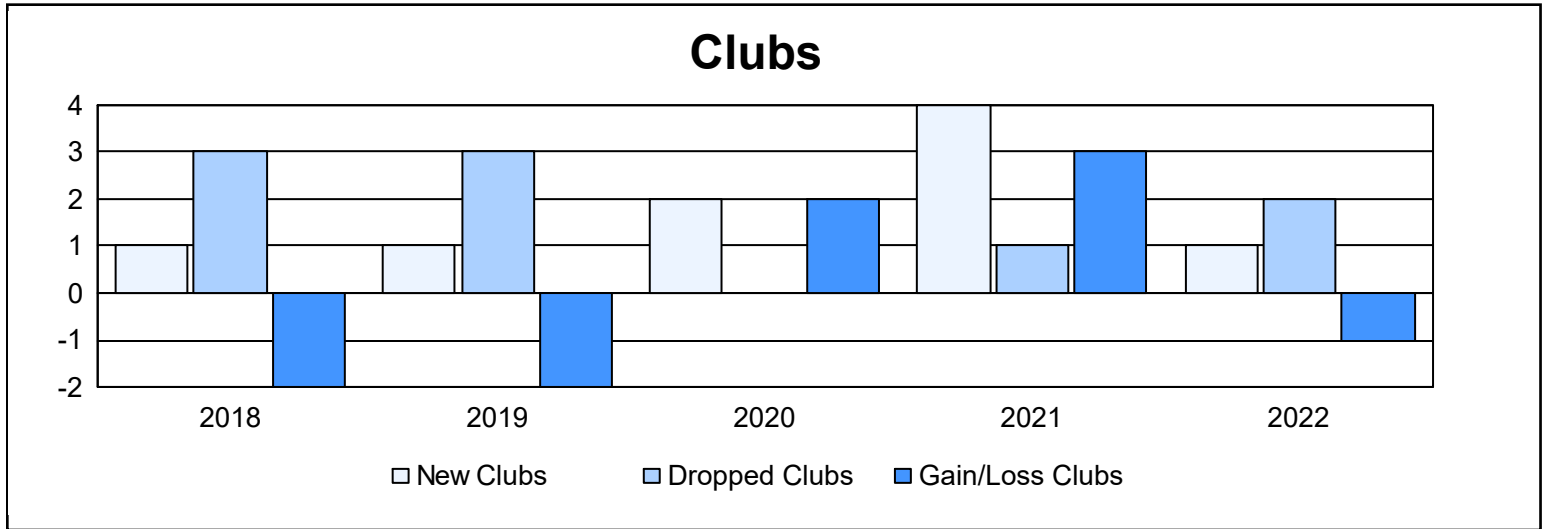
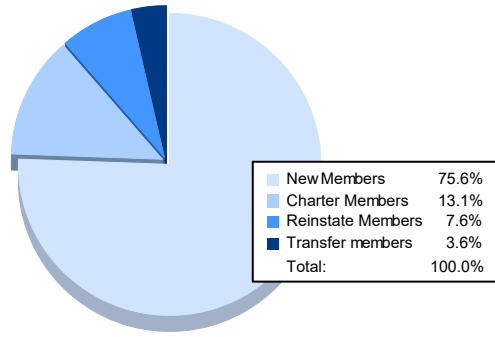


| Year | New Clubs | Dropped Clubs | Gain/ Loss Clubs | New Members | Charter Members | Reinstate Members | Transfer Members | Total Member Added | Total Members Dropped | Gain/ Loss Members |
|----------------|-----------|---------------|------------------|-------------|-----------------|-------------------|------------------|--------------------|-----------------------|--------------------|
| 2017-2018 | 1 | 3 | -2 | 276 | 34 | 8 | 2 | 320 | 307 | 13 |
| 2018-2019 | 1 | 3 | -2 | 194 | 23 | 8 | 4 | 229 | 393 | -164 |
| 2019-2020 | 2 | 0 | 2 | 223 | 57 | 17 | 2 | 299 | 258 | 41 |
| 2020-2021 | 4 | 1 | 3 | 220 | 127 | 20 | 5 | 372 | 454 | -82 |
| 2021-2022 | 1 | 2 | -1 | 208 | 36 | 21 | 10 | 275 | 407 | -132 |
| Average | 2 | 2 | 0 | 224 | 55 | 15 | 5 | 299 | 364 | -65 |



Membership Composition June 2022 Cumulative



Gender Composition June 2022 Cumulative

